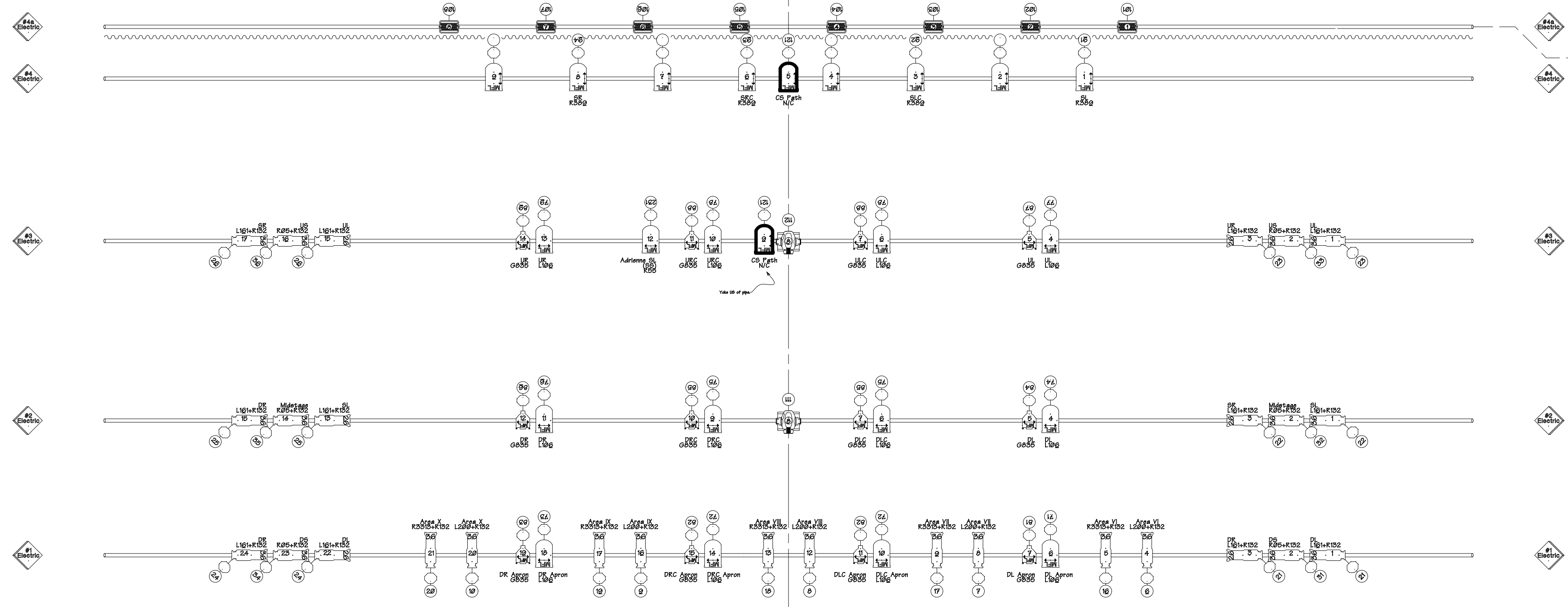


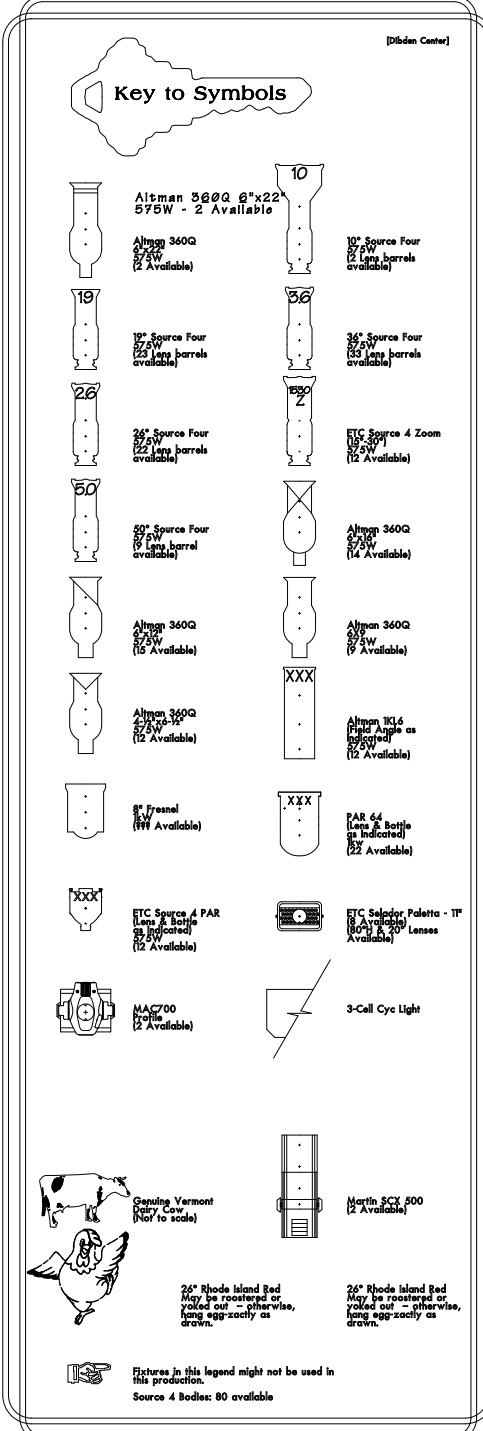
35' 33' 31' 29' 27' 25' 23' 21' 19' 17' 15' 13' 11' 9' 7' 5' 3' 1' 1' 3' 5' 7' 9' 11' 13' 15' 17' 19' 21' 23' 25' 27' 29' 31' 33' 35'

ℰ



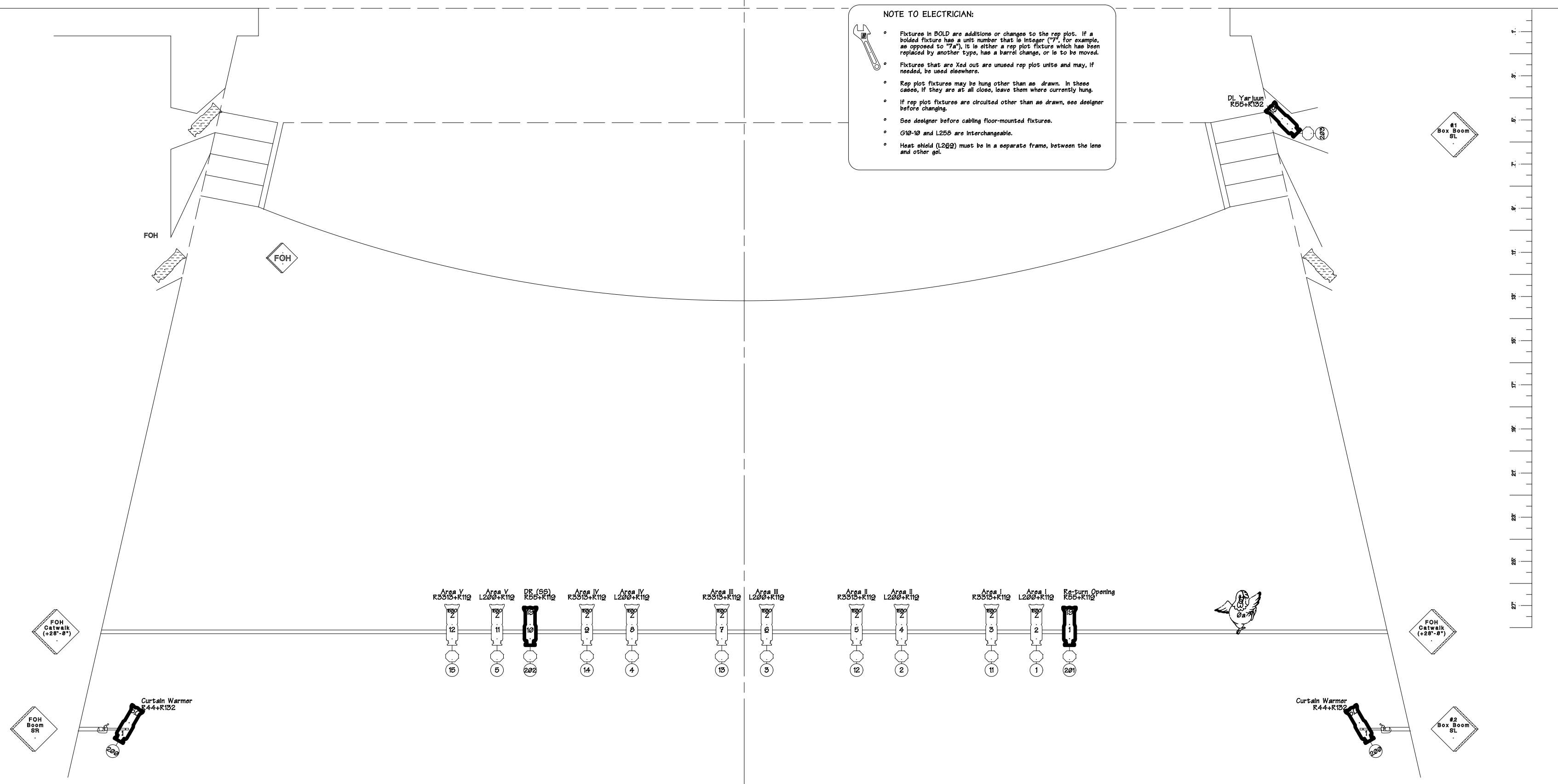
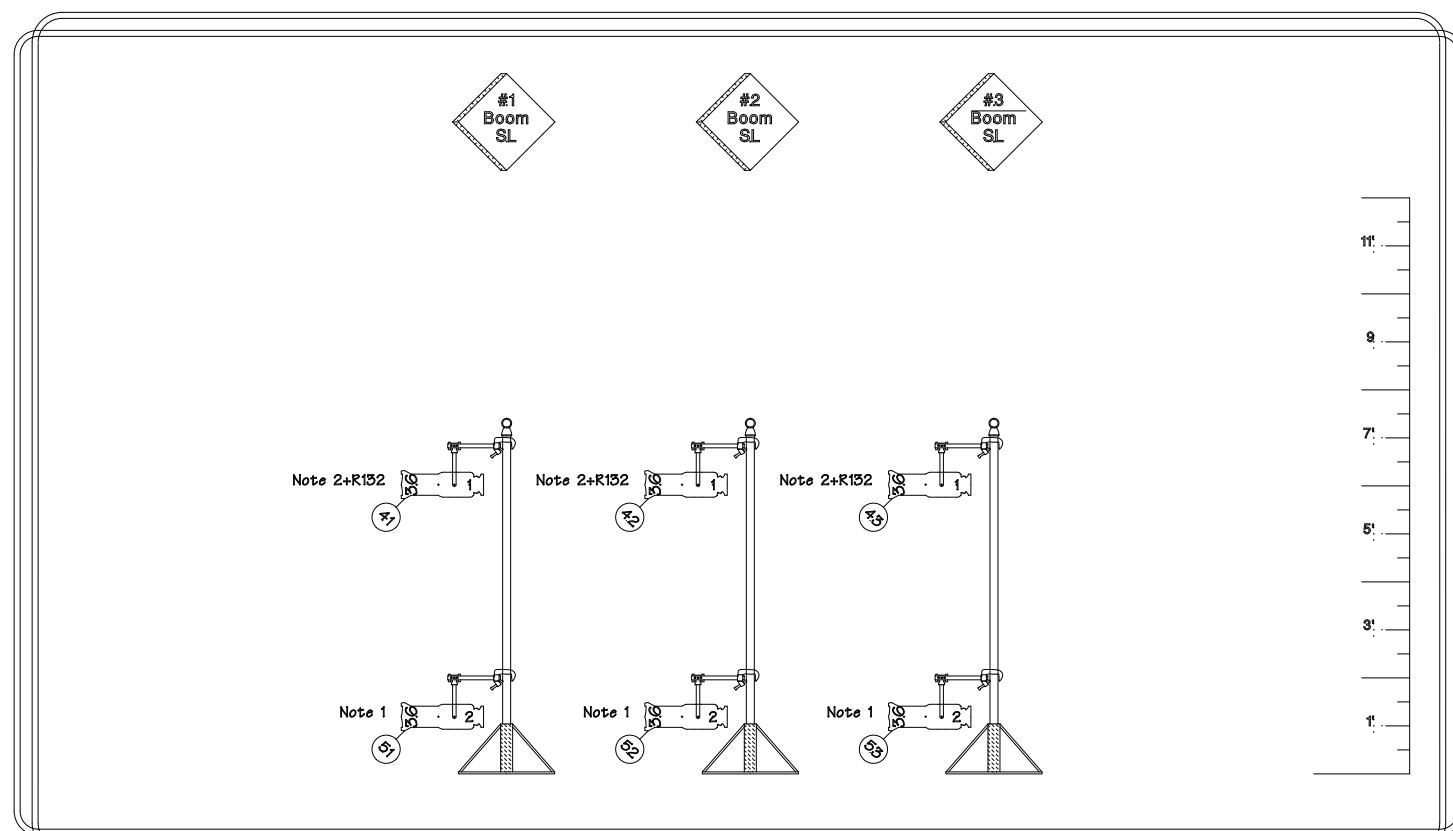
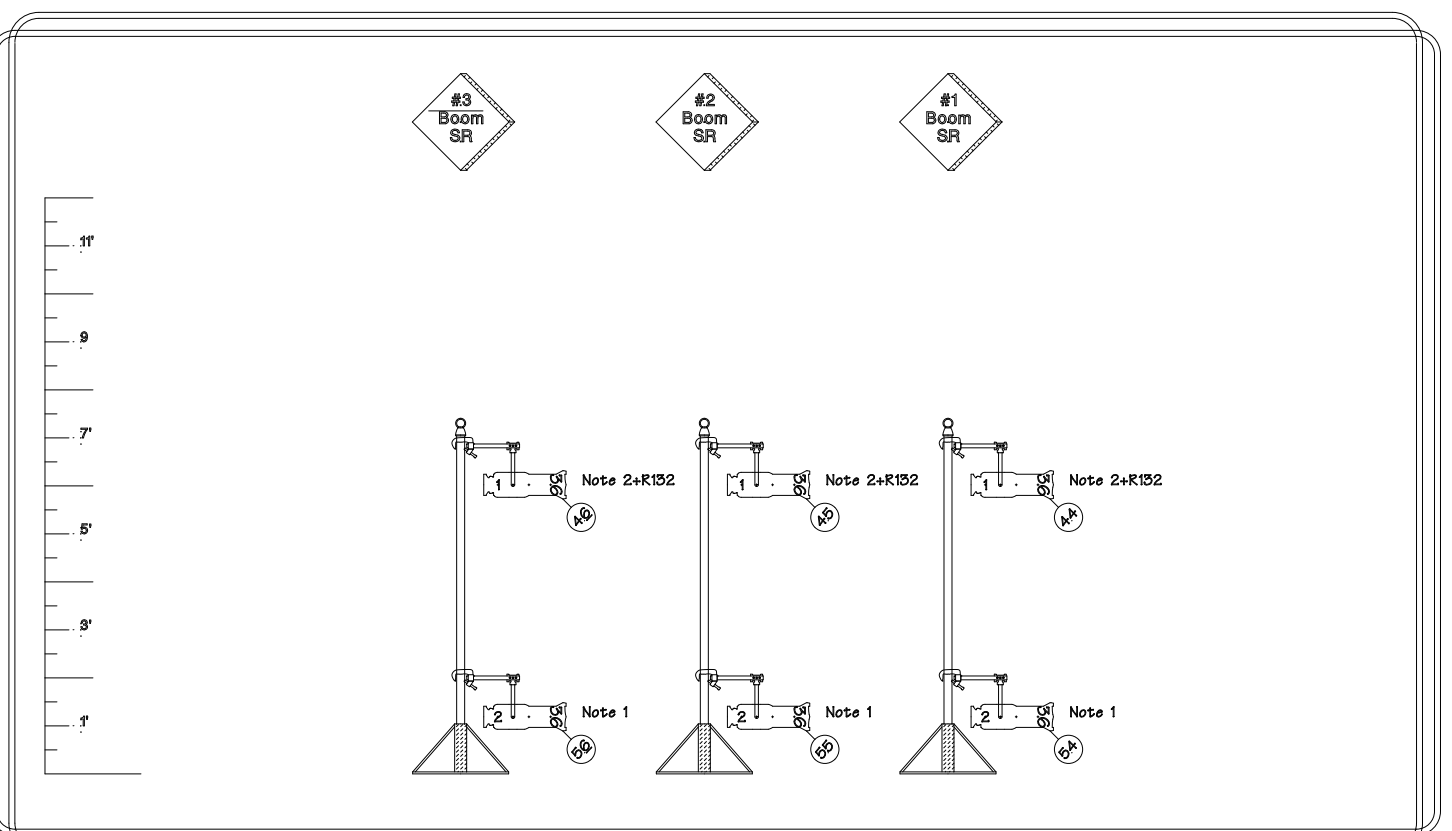
- .LS #27: Cye
- .LS #26: Open
- .LS #25: Open
- .LS #24: Upstage Black Traveler
- .LS #23: #4a ELECTRIC
- .LS #22: #4 ELECTRIC
- .LS #21: Open
- .LS #20: Open
- .LS #19: #4 Black Legs
- .LS #18: #3 Black Border
- .LS #17: Open
- .LS #16: #3 ELECTRIC
- .LS #15: Open
- .LS #14: Open
- .LS #13: Mid-Stage Black Traveler
- .LS #12: Open
- .LS #11: #2 Black Border
- .LS #10: Open
- .LS #9: #2 ELECTRIC
- .LS #8: #2 Black Legs
- .LS #7: #1 Black Border
- .LS #6: Open
- .LS #5: Open
- .LS #4: Projection Screen
- .LS #3: #1 ELECTRIC
- .LS #2: #1 Black Legs
- .LS #1: Grand Drape

Do not alter or remove any lighting fixture or rigging unless specifically instructed by the designer. All lighting fixtures and rigging shall be installed in accordance with the manufacturer's instructions and the National Electrical Code (NEC). The designer shall be responsible for the design and installation of the lighting system. The contractor shall be responsible for the safe installation and operation of the lighting system. All lighting fixtures and rigging shall be tested and certified by a qualified electrician before use.

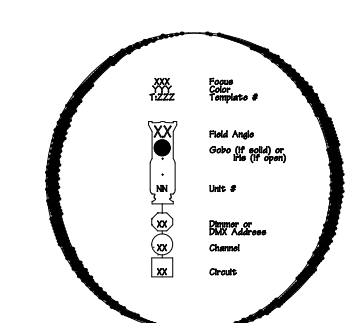
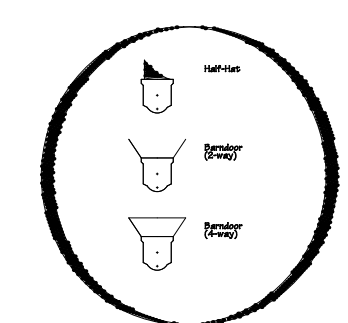


NOTE TO ELECTRICIAN:

- Fixtures in BOLD are additions or changes to the rig plan. If a fixture is in BOLD, it is to be replaced with the fixture shown in BOLD. If a fixture is not in BOLD, it is to be replaced with the fixture shown in the rig plan.
- Fixtures shown in italics are to be replaced with the fixture shown in italics. If a fixture is not in italics, it is to be replaced with the fixture shown in the rig plan.
- Fixtures shown in bold italics are to be replaced with the fixture shown in bold italics. If a fixture is not in bold italics, it is to be replaced with the fixture shown in the rig plan.
- Rig plan fixtures may be hung other than as shown. In those cases, if they are not all shown, they shall be hung as shown.
- If rig plan fixtures are circled other than as shown, see designer before change.
- See designer before changing floor-mounted fixtures.
- GND-W and L200 are interchangeable.
- Note: unless indicated, each rig shall be a separate frame, between the line and other rig.



ELECTRICIAN



October, 2016
Repertory

EXIT 12
DANCE COMPANY

Light Plot
Ramon Boco
Project Director
Johnson State University
Johnson, VT

Jeffrey E. Solberg
Lighting Designer
October, 2016

Revision Date: 5/5/2017
Version: ELECTRICIAN

(877) 838-7430
jeff@solberg.com
www.jeffsolberg.com